



Thermally broken aluminium system sections
with external structural members

Special slim aluminium sections create an elegant, light filled room with above averages U-Values. The weather-resistant sections with external structural members with their slender profiles can also be used to realise large-format roof structures above and beyond the 20 standard types. When the appropriate vertical elements, glazing, ventilation and shades are installed, the system meets the requirements of the European Energy Saving Ordinance (EnEV) for heated residential grade wintergardens.

www.solarlux.com

56702008-900 / 052014 / Subject to technical changes




WINTERGARDEN
SDL Akzent plus

 **SOLARLUX**[®]
glass in motion

 **SOLARLUX**[®]

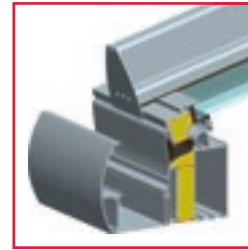


Advantages



Rafter

- ▮ Slim rafter with high heat insulation
- ▮ Precisely designed insulation zones eliminate condensation weak spots in all connection areas
- ▮ Water ingress is channelled down the rafter and out through the eaves



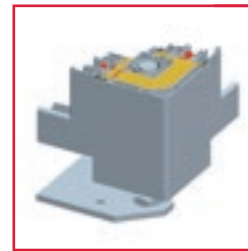
Gutter/downpipe

- ▮ Elegant downpipe aluminium facing
- ▮ Harmonious gutter design with improved appearance
- ▮ High water carrying capacity
- ▮ Maximum distances between posts due to steel reinforcement in eaves
- ▮ Variety of eaves sizes possible
- ▮ Standard or stepped glazing available



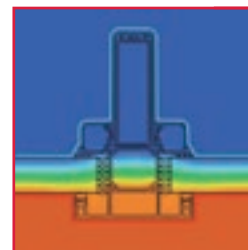
Variable corner post

- ▮ Accepts vertical structural elements of 50-80 mm installation depths
- ▮ 25 mm external stop facilitates optimum compensation of construction and assembly tolerances
- ▮ Ledge profiles form internal seal of units, no other finishing necessary



Corner post with base

- ▮ Adjustable base console - tolerance absorption 60-170 mm
- ▮ Element connection with 25 mm stop for width-tolerance compensation



Rate of heat transfer

- ▮ Isothermal flow
- ▮ Low U-Values
- ▮ EnEV-compliant



Lighting

- ▮ No drilling in rafter necessary
- ▮ Lights and transformers are integrated into special lighting sections and clipped under the rafters
- ▮ Variety of LED light designs available

Technical data



Section technology:

- ▮ Completely thermally broken roofing system
- ▮ Roof pitches of 5° to 45° possible
- ▮ Adjustable roof pitch through positioning of joint section
- ▮ Easy, quick installation of the wall socket
- ▮ No additional mullions or seals necessary on the inside of the wintergarden structure
- ▮ High water carrying capacity of gutters and downpipes
- ▮ Steel reinforcement of rafters and eaves
- ▮ Variety of rafter heights and eaves sizes possible
- ▮ Ventilation - high quality skylights or electric roof fans with automated controls

Glazing:

- ▮ Roof glazing from 28 to 44 mm possible
- ▮ The True Divided Light (TDL) glazing sash bar is form-fitted to the rafter with 4-sided structural glazing
- ▮ Controlled, cascade-like drainage of entire roofing system
- ▮ Standard or stepped glazing available

Surface:

- ▮ Powder coating to RAL colours

Vertical elements:

- ▮ Preferred vertical elements: SL 60e, SL 70e, SL 80/81, SL 82

